

**BZX84C2V4
THRU
BZX84C47**

**SURFACE MOUNT
SILICON ZENER DIODE
350mW, 2.4 THRU 47 VOLTS**




www.centrasemi.com

DESCRIPTION:

The CENTRAL SEMICONDUCTOR BZX84C2V4 Series are surface mount silicon Zener diodes. These high quality voltage regulating diodes are designed for use in industrial, commercial, entertainment and computer applications.

MARKING CODE: SEE ELECTRICAL CHARACTERISTICS TABLE



MAXIMUM RATINGS: ($T_A=25^\circ\text{C}$)

Power Dissipation
Operating and Storage Junction Temperature
Thermal Resistance

SYMBOL

P_D 350
 T_J, T_{stg} -65 to +150
 θ_{JA} 357

UNITS

mW
 $^\circ\text{C}$
 $^\circ\text{C/W}$

ELECTRICAL CHARACTERISTICS: ($T_A=25^\circ\text{C}$), $V_F=0.9\text{V MAX @ } I_F=10\text{mA}$ (for all types)

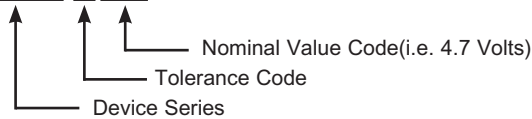
TYPE	ZENER VOLTAGE $V_Z @ I_{ZT}$			TEST CURRENT I_{ZT}	MAXIMUM ZENER IMPEDENCE			MAXIMUM REVERSE CURRENT		MAXIMUM ZENER CURRENT I_{ZM}	MAXIMUM ZENER VOLTAGE TEMP. COEFF. θ_{VZ}	MARKING CODE
	MIN	NOM	MAX		$Z_{ZT} @ I_{ZT}$	$Z_{ZK} @ I_{ZK}$	$I_R @ V_R$	I_{RM}				
	V	V	V						Ω			
BZX84C2V4	2.2	2.4	2.6	5.0	100	600	1.0	50	1.0	104	-0.06	W3
BZX84C2V7	2.5	2.7	2.9	5.0	100	600	1.0	20	1.0	92	-0.06	W4
BZX84C3V0	2.8	3.0	3.2	5.0	95	600	1.0	10	1.0	83	-0.06	W5
BZX84C3V3	3.1	3.3	3.5	5.0	95	600	1.0	5.0	1.0	76	-0.06	W6
BZX84C3V6	3.4	3.6	3.8	5.0	90	600	1.0	5.0	1.0	69	-0.06	W7
BZX84C3V9	3.7	3.9	4.1	5.0	90	600	1.0	3.0	1.0	64	-0.06	W8
BZX84C4V3	4.0	4.3	4.6	5.0	90	600	1.0	3.0	1.0	58	-0.05	W9
BZX84C4V7	4.4	4.7	5.0	5.0	80	500	1.0	3.0	2.0	53	-0.03	Z1
BZX84C5V1	4.8	5.1	5.4	5.0	60	480	1.0	2.0	2.0	49	0.02	Z2
BZX84C5V6	5.2	5.6	6.0	5.0	40	400	1.0	1.0	2.0	45	0.03	Z3
BZX84C6V2	5.8	6.2	6.6	5.0	10	150	1.0	3.0	4.0	40	0.04	Z4
BZX84C6V8	6.4	6.8	7.2	5.0	15	80	1.0	2.0	4.0	37	0.05	Z5
BZX84C7V5	7.0	7.5	7.9	5.0	15	80	1.0	1.0	5.0	33	0.05	Z6
BZX84C8V2	7.7	8.2	8.7	5.0	15	80	1.0	0.7	5.0	30	0.06	Z7
BZX84C9V1	8.5	9.1	9.6	5.0	15	100	1.0	0.5	6.0	27	0.06	Z8
BZX84C10	9.4	10	10.6	5.0	20	150	1.0	0.2	7.0	25	0.07	Z9

Tolerance Code Tolerance

A $\pm 1\%$
B $\pm 2\%$

Part Number Identification

BZX84 C 4V7



R7 (20-November 2009)

**BZX84C2V4
THRU
BZX84C47**

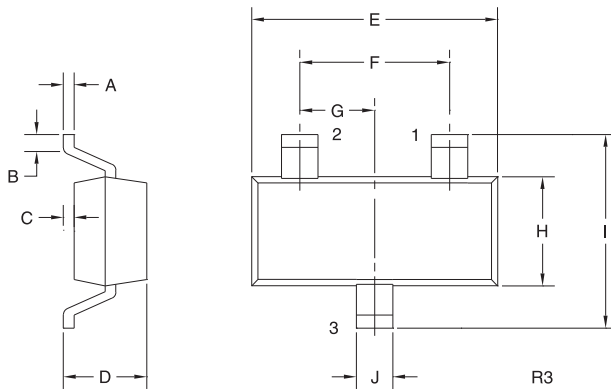
**SURFACE MOUNT
SILICON ZENER DIODE
350mW, 2.4 THRU 47 VOLTS**



ELECTRICAL CHARACTERISTICS - Continued: ($T_A=25^\circ\text{C}$), $V_F=0.9\text{V MAX @ } I_F=10\text{mA}$ (for all types)

TYPE	ZENER VOLTAGE $V_Z @ I_{ZT}$			TEST CURRENT I_{ZT}	MAXIMUM ZENER IMPEDENCE			MAXIMUM REVERSE CURRENT		MAXIMUM ZENER CURRENT I_{ZM}	MAXIMUM ZENER VOLTAGE TEMP. COEFF. $\frac{\partial V_Z}{\% / ^\circ\text{C}}$	MARKING CODE
	MIN	NOM	MAX		$Z_{ZT} @ I_{ZT}$	$Z_{ZK} @ I_{ZK}$	$I_R @ V_R$					
	V	V	V	mA	Ω	Ω	μA	V	mA	% / $^\circ\text{C}$		
BZX84C11	10.4	11	11.6	5.0	20	150	1.0	0.1	8.0	23	0.07	Y1
BZX84C12	11.4	12	12.7	5.0	25	150	1.0	0.1	8.0	21	0.07	Y2
BZX84C13	12.4	13	14.1	5.0	30	170	1.0	0.1	8.0	19	0.08	Y3
BZX84C15	13.8	15	15.6	5.0	30	200	1.0	0.05	10.5	17	0.08	Y4
BZX84C16	15.3	16	17.1	5.0	40	200	1.0	0.05	11.2	16	0.08	Y5
BZX84C18	16.8	18	19.1	5.0	45	225	1.0	0.05	12.6	14	0.08	Y6
BZX84C20	18.8	20	21.2	5.0	55	225	1.0	0.05	14.0	12	0.08	Y7
BZX84C22	20.8	22	23.3	5.0	55	250	1.0	0.05	15.4	11	0.09	Y8
BZX84C24	22.8	24	25.6	5.0	70	250	1.0	0.05	16.8	10	0.09	Y9
BZX84C27	25.1	27	28.9	2.0	80	300	0.5	0.05	18.9	9	0.09	Y10
BZX84C30	28.0	30	32.0	2.0	80	300	0.5	0.05	21.0	8	0.09	Y11
BZX84C33	31.0	33	35.0	2.0	80	325	0.5	0.05	23.1	7	0.09	Y12
BZX84C36	34.0	36	38.0	2.0	90	350	0.5	0.05	25.2	6.9	0.09	Y13
BZX84C39	37.0	39	41.0	2.0	130	350	0.5	0.05	27.3	6.4	0.09	Y14
BZX84C43	40.0	43	46.0	2.0	150	375	0.5	0.05	30.1	5.8	0.10	Y15
BZX84C47	44.0	47	50.0	2.0	170	375	0.5	0.05	32.9	5.3	0.10	Y16

SOT-23 CASE - MECHANICAL OUTLINE



SYMBOL	INCHES		MILLIMETERS	
	MIN	MAX	MIN	MAX
A	0.003	0.007	0.08	0.18
B	0.006	-	0.15	-
C	-	0.005	-	0.13
D	0.035	0.043	0.89	1.09
E	0.110	0.120	2.80	3.05
F	0.075		1.90	
G	0.037		0.95	
H	0.047	0.055	1.19	1.40
I	0.083	0.098	2.10	2.49
J	0.014	0.020	0.35	0.50

SOT-23 (REV: R3)

LEAD CODE:

- 1) ANODE
- 2) NO CONNECTION
- 3) CATHODE

R7 (20-November 2009)

OUTSTANDING SUPPORT AND SUPERIOR SERVICES



PRODUCT SUPPORT

Central's operations team provides the highest level of support to insure product is delivered on-time.

- Supply management (Customer portals)
- Inventory bonding
- Consolidated shipping options
- Custom bar coding for shipments
- Custom product packing

DESIGNER SUPPORT/SERVICES

Central's applications engineering team is ready to discuss your design challenges. Just ask.

- Free quick ship samples (2nd day air)
- Online technical data and parametric search
- SPICE models
- Custom electrical curves
- Environmental regulation compliance
- Customer specific screening
- Up-screening capabilities
- Special wafer diffusions
- PbSn plating options
- Package details
- Application notes
- Application and design sample kits
- Custom product and package development

REQUESTING PRODUCT PLATING

1. If requesting Tin/Lead plated devices, add the suffix "TIN/LEAD" to the part number when ordering (example: 2N2222A TIN/LEAD).
2. If requesting Lead (Pb) Free plated devices, add the suffix "PBFREE" to the part number when ordering (example: 2N2222A PBFREE).

CONTACT US

Corporate Headquarters & Customer Support Team

Central Semiconductor Corp.
145 Adams Avenue
Hauppauge, NY 11788 USA
Main Tel: (631) 435-1110
Main Fax: (631) 435-1824
Support Team Fax: (631) 435-3388
www.centrasemi.com

Worldwide Field Representatives:
www.centrasemi.com/wwreps

Worldwide Distributors:
www.centrasemi.com/wwdistributors

For the latest version of Central Semiconductor's **LIMITATIONS AND DAMAGES DISCLAIMER**, which is part of Central's Standard Terms and Conditions of sale, visit: www.centrasemi.com/terms

Mouser Electronics

Authorized Distributor

Click to View Pricing, Inventory, Delivery & Lifecycle Information:

Central Semiconductor:

[BZX84C5V6](#) [BZX84C10 TR](#) [BZX84C12 TR](#) [BZX84C15 TR](#) [BZX84C18 TR](#) [BZX84C3V6 TR](#) [BZX84C4V3 TR](#)
[BZX84C5V1 TR](#) [BZX84C7V5 TR](#) [BZX84C6V8 TR](#) [BZX84C3V9 TR](#) [BZX84C15 BK](#) [BZX84C30 BK](#) [BZX84C30 TR](#)