




SCRs (continued)

3

On-State (RMS) Current						
12 AMPS		16 AMPS	25 AMPS			
T _C = 90°C	T _C = 85°C	T _C = 90°C	T _C = 85°C			
						
Case 221A-02 TO-220AB Style 3	Case 221A-02 TO-220AB Style 3		Case 221A-02 TO-220AB Style 3			
				MCR69-1	25 V	V _{DRM} V _{RRM}
2N6394		2N6400	2N6504		50 V	
2N6395	MCR68-3	2N6401	2N6505	MCR69-3	100 V	
2N6396		2N6402	2N6506		200 V	
2N6397		2N6403	2N6507		400 V	
2N6398		2N6404	2N6508		600 V	
2N6399		2N6405	2N6509		800 V	
100	300 (1)	160	300	750(1)	I _{TSM} (Amps) 60 Hz	
30	30	30	40	30	1GT (mA)	
1.5	1.5	1.5	1.5		V _{GT} (V)	
-40 to +125		-40 to +125	-40 to +125		T _J Operating Range (°C)	

(1) Peak capacitor discharge current for t_W = 1.0 μs. t_W is defined as five times constants of an exponentially decaying current pulse (crowbar applications).